



# IMPERIAL AND ESTATE SIGN SYSTEMS


Imperial has three standard pole lengths designed to meet the industry standard height-to-grade requirements of seven feet.

POLE LENGTH 1 = 14' 6"  
POLE LENGTH 2 = 12'  
POLE LENGTH 3 = 11'

CUSTOM POLE LENGTHS ARE AVAILABLE,  
CONTACT A SALES REPRESENTATIVE  
FOR A QUOTE.


## IMPERIAL SIGN POLES:

## ESTATE SIGN POLES:



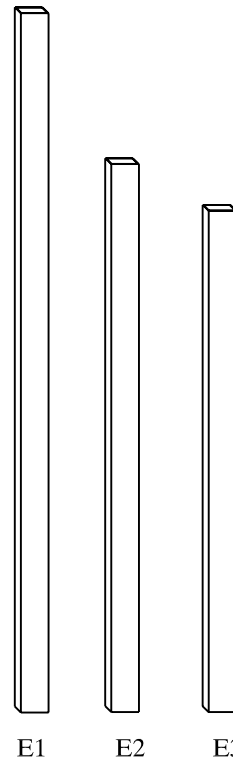
A1      A2      A3

3" OUTSIDE  
DIAMETER



B1      B2      B3

2 3/8" OUTSIDE  
DIAMETER

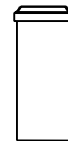


E1      E2      E3

4" SQUARE

ALL BASE AND FINIAL STYLES FEATURED  
ON PAGE (7) ARE AVAILABLE FOR  
CENTURY AND IMPERIAL SIGN SYSTEMS.

SQUARE BASE AND FINIAL STYLE  
FEATURED BELOW ARE AVAILABLE  
FOR ESTATE SIGN SYSTEMS.



BASE 6 SQ



FINIAL 6 SQ

